SCHOOL/GROUP INFORMATION PACKAGE

CANYON SKI RESORT

23	538	80	6
RUNS	VERTICAL FEET	ACRES	LIFTS

350 FOOT
MAGIC CARPET LOCATED
IN THE BEGINNER AREA

SCHOOL/GROUP INFORMATION PACKAGE

As Alberta's largest non-mountain alpine resort, Canyon is the best place to learn to ski and snowboard! We are proud to offer a wide range of school programming to participants in grades K - 12. School programs are designed to incorporate and emphasize snow safety and the importance of outdoor recreational activities as part of a healthy balanced lifestyle. We feel that every child should have an opportunity to participate in skiing and snowboard-ing. To help facilitate this, we offer cost effective lift, lesson, and rental packages.

This guide will help you organize, plan, and create your group ski, snowboard or snow tubing trip with a strong educational component. Our school lessons are curriculum rich and designed to give students an opportunity to discover skiing or snowboarding in a safe environment. We strive to ensure all students have a fun experience, and spark their interest to stay active through winter sport. Skiing, snowboarding, and snow tubing fits into the Alberta School Curriculum for Physical Education under the general outcomes of activity, health benefits, cooperation, and daily activity. Lessons will be focused on personal safety, warm-up and cool down exercises, potential hazards, first aid, and the technical skills of skiing or snowboarding. We look forward to having your school at the Resort this season.

Groups can plan their trips from late November to mid March. Please contact us and book your trip today!

See you on the slopes!

Aaron Gilbert
Group Coordinator
Canyon Ski Resort
Phone: 403-346-5588
Check out our website www.canyonski.ca
Email us at groups@canyonski.ca

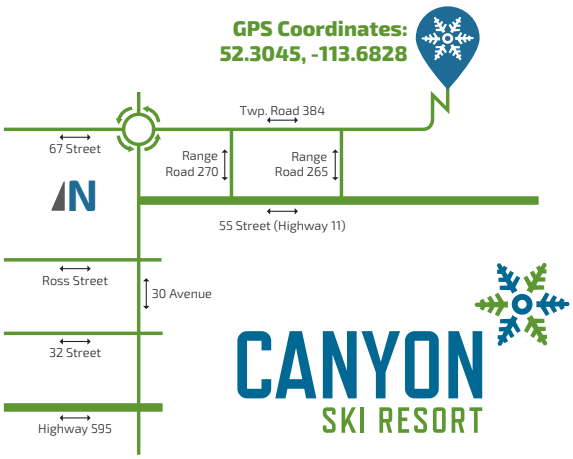

CANYON SKI RESORT

@skicanyon

@canyon-ski-resort

@canyonskiresort

HOW TO FIND US

We are located only 1 hour and 30 minutes from both Calgary and Edmonton. Directions: Take the 67th Street Exit from QE2 HWY East until you reach the round-about, taking the east turn off. Follow the signs until you reach the gates of Canyon, continue all the way down the hill to the ski lodge.

CONTENTS

Our information pack contains booking forms, permission forms and information that will make organizing your visit a breeze ! Please take a few moments to go through the information provided in this booklet. It is important that the enclosed information be reviewed and understood by all Group coordinators, teachers, and supervisors.

5 RESORT INFORMATION WHY CHOOSE US?

6 GENERAL TRIP INFORMATION

13 PLANNING GUIDE

15 SCHOOL/GROUP BOOKING FORMS

RESORT INFORMATION
– WHY CHOOSE US?

Canyon strives to be the best value, while providing a safe and fun field trip for your group. With a 100 metre Magic Carpet and the best Snow Tube Park in Alberta, we have it all!

Canyon Ski Resort is centrally located just 5 km east of Red Deer. Unlike the big cities, Canyon Ski Resort offers an uncrowded winter getaway during the mid week. Some schools are even able to enjoy the resort exclusively when booking a group of 300 or more!

We now offer all inclusive flat rates that we believe represent great value for money, and we think you will agree!

Canyon's diverse terrain offers a graduated slope that eases beginners into winter sports but provides enough of a challenge for even the most avid enthusiast. Our teaching system engages students in an environment that challenges skill, personal, social and cognitive development. The programs are designed using teacher and student feedback provided by CSIA (Canadian Ski Instructor Alliance) and CASI (Canadian Association of Snowboard Instructors) trained staff.

We also have CADS (Canadian Association for Disabled Skiing) trained staff who are able to teach a wide range of Special Needs.

CANYON IS PROUD TO OFFER:

- **GROUP RATES FOR 20 PEOPLE OR MORE.**
- **80 ACRES** of Skiable Terrain.
- **164M/538FT VERTICAL.**
- **6 LIFTS**
(triple & double chair, 2 -bars, TUBE TOW and 100m Magic Carpet!)
- **23 RUNS**
(40% Beginner, 40% Intermediate, 20% Expert)
- **LONGEST RUN 1.29KM**
- **EXTENSIVE LIGHTING SYSTEM** for night skiing Wednesday through Fridays from 5-9pm.
- **EXCELLENT SNOW CONDITIONS** all season due to our advanced snowmaking system and daily grooming.
- **LESSONS BY FRIENDLY AND PROFESSIONAL CSIA & CASI** nationally certified ski and snowboard instructors.
- **EXTENSIVE SKI & SNOWBOARD RENTALS** for all ages.
- **ONE COMPLIMENTARY LIFT TICKET** and **RENTALS** for teacher or adult supervisor per 10 students and discounted rates for extra supervisors.
- **FULL FOOD AND BEVERAGE CONCESSION AND LOUNGE**
(Pre-ordered food program available).
- **A SCENIC LODGE** overlooking the ski hill where teachers can take advantage of our FREE WIFI.

GENERAL TRIP INFORMATION

AREA PASS

• Every person (teacher, student or parent helper) is required to wear a current area pass while at Canyon Ski Resort.

• Teachers/Supervisors who are not skiing/snowboarding/tubing with their group, but want to walk around outside, take pictures etc, will require a foot pass (**these are free**).

• The area pass must be visible and placed on an article of clothing that will be worn for the duration of the visit. *HELPFUL TIP* We recommend having students wearing their snowpants on the bus so children can be given their lift pass and immediately put it on their snowpants upon exiting the bus.

All lift tickets have a tear away bar-code which should be torn off and saved in the case of a lost lift ticket.

• Teachers/Supervisors should return unused area passes to office as soon as possible so you are not charged for them.

SNOW TUBE

• Our Snow Tube Park is the only one of its kind in Central Alberta with a dedicated tubing lift (so you don't have to walk up the hill) and four tube lanes! When bringing your group or school out for tubing, whether its for 25 or 125 people, you simply checkin with the guest services kiosk in our upper parking lot to recieve your passes, tubes, and helmets for up to 3 hours of tubing fun!

RENTALS

• Prior to entering the rental shop, all back packs and lunches must be left in the cubbies on the main floor.

• After receiving their area pass, students needing rentals proceed downstairs to the rental shop via the door next to the guest services office. All others with their own equipment should head straight to the snow school meeting place to wait for lessons.

• Boots are self-serve - volunteer assistance required. All students renting ski or snowboard boots will find their size marked as the 1st number on the back of the boots and foot wear can be stored in place of where boots were from on shelf.

• Students then line up to receive their skis or snowboards from the work benches after getting their boots. Ski Poles are not given out to Never Ever Skiers.

• After receiving their equipment, students will be fitted for a helmet, and should proceed to the exit where their teachers/supervisors MUST record ALL their equipment numbers.

• After renting, students proceed up the stairs, exit the door on their right to the snow school meeting place, where they will be divided up accordingly for their lessons in front of the appropriate sign.

HAVE STUDENTS WEARING THEIR SNOW PANTS ON THE BUS SO LIFT TICKETS CAN BE ATTACHED IMMEDIATELY UPON EXITING THE BUS. LIFT TICKETS SHOULD ALWAYS BE PUT ON SNOW PANTS

VERY IMPORTANT DON'T FORGET TO RECORD DIN SETTINGS FOR SKIERS, THIS IS OFTEN REFERRED TO AS THEIR "MAGIC NUMBER."

HELPFUL TIP RECORD STUDENTS SKI OR SNOWBOARD # ON THEIR LIFT PASS, SO OUT ON THE SLOPES THEY DON'T MISTAKENLY TAKE SOMEONE ELSE'S RENTAL EQUIPMENT!!!

VERY IMPORTANT ENSURE CHILDREN KNOW THEIR WEIGHT AND SHOE SIZE AS THIS MAKES THE RENTAL PROCESS FAST AND EASY.

LESSONS

- We strongly encourage everyone to participate in a group lesson (included in the weekday price)
- Lesson duration is approximately one hour based on the student's ability level and needs.
- Lessons MUST BE pre-booked one week in advance with a minimum of five (5) participants.
- We offer four (4) different levels of lessons for all ability levels

Never Ever 1. Beginner ● 2. Intermediate ■ 3. Expert ◆

Level 1 Beginner Can Ski/Ride with close supervision on beginner runs

Level 2 Intermediate Can Ski/Ride independently on beginner and intermediate slopes. Including controlled turns and stops at varying speeds.

Level 3 Expert Can Ski/Ride advanced runs including difficult terrain and terrain park features.

- We do our best to accommodate the groups and get the lessons out as fast as possible. Typically, snow school begins with "Never Ever and Beginner" lessons which are completed the first hour, followed by Intermediate and Advanced lessons. Evening lessons start at 5pm followed by intermediate and advanced 6pm (if numbers allow). Groups need to arrive by there designated time to ensure your lesson needs are met. At the conclusion of each lesson, the students will receive instructions on which areas of Canyon they should remain and continue to practice the skills taught.

- **We understand there may be some group members who may have difficulty learning in a group setting and private lessons are required. This may be due to a mental or physical disability, or even behavioral issues. Please advise the Canyon group coordinator of any special needs in advance so we can arrange a private lesson and/or proper equipment. Furthermore, for safety reasons, any child 5 and under must be taught in a private lesson. Private lessons are an additional cost of $55/hour.**

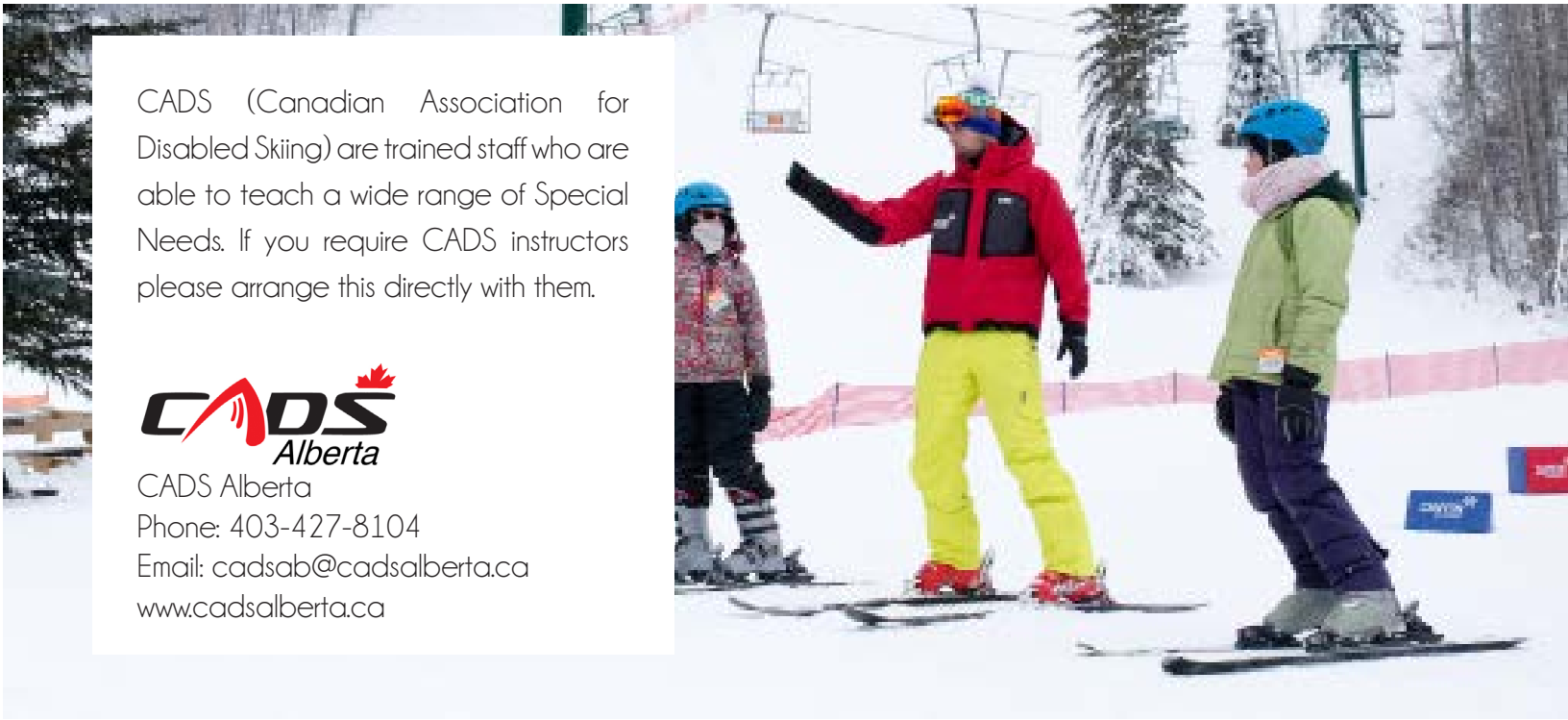

CADS (Canadian Association for Disabled Skiing) are trained staff who are able to teach a wide range of Special Needs. If you require CADS instructors please arrange this directly with them.

CADS Alberta
Phone: 403-427-8104
Email: cadsab@cadsalberta.ca
www.cadsalberta.ca

TERRAIN PARK

The Terrain Park is an area with man made jumps, bumps and obstacles for skiers and boarders. Generally speaking most ski and boarding areas allow unrestricted access to the Terrain Park area. As such, we have clearly marked the area as EXPERT TERRAIN only. We allow each school to make the decision for themselves as to whether or not they will allow their group in the Terrain Park. If you are allowing access to the Park we recommend one of the accompanying supervisors to be in the area. Canyon Ski Patrol patrols the Park on a regular basis but, as is the case on the rest of the Ski Area, direct supervision of your students after their lesson is the supervisor's responsibility.

SAFETY

Each participant should be provided with a copy of the alpine responsibility code, which is enclosed. Reckless behavior, on and off the hill is serious and will not be tolerated. Canyon Ski Resort takes every measure to ensure that we meet the required safety guidelines for extracurricular activities, as outlined by Canada West Ski Areas Association and school boards. We are committed to providing the safest environments for learning skiing and snowboarding. As safety is our most important consideration, Canyon reserves the right to revoke the area pass of any participant for infractions of the Alpine Responsibility Code, Canyon's rules, policies and regulations. Helmets are mandatory for all those participating in school groups, and are now included in the rental package.

EMERGENCY CONTACTS

It is the responsibility of parents or guardians to ensure there is a phone number where they can be reached, and that their child and/or teacher/supervisor is aware of the contact number and has it written down. Skiing and snowboarding are sports, and like all physical sports, there are inherent risks beyond control of Canyon Ski Resort. Group Leaders are required to have all student emergency contact information with them at all times at the resort.

FOOD & BEVERAGE

Breakfast, lunch, dinner and snacks are all available in the Day lodge Cafeteria. Please advise your group that the average meal can cost $8-$15. Meal vouchers or catering packages can be arranged upon request and need to be pre-booked one week in advance (see page 20 for meals form).

CLOTHING

Dress appropriately for the weather conditions. You will be more comfortable if you dress in layers of non-restrictive clothing that can be altered as the temperature changes.

WE RECOMMEND WEARING:

- WARM, WATER-RESISTANT JACKET AND SNOW PANTS
- WARM, WATER-RESISTANT GLOVES/MITTS
- NECK WARMER OR TURTLENECK SWEATER
- LONG UNDERWEAR
- GOGGLES OR SUNGLASSES
- WARM WOOL SOCKS (1 PAIR ONLY)
- TOQUE OR HAT
- HELMETS (WHICH ARE INCLUDED WITH THE RENTAL PACKAGE)

CANCELLATIONS/RESCHEDULING

• Please notify Canyon as soon as possible about any changes in the booking (e.g., the number of
students, etc.) so that the hill can adjust its staffing requirements.
• Please notify Canyon 24 hours in advance if the field trip is being postponed and rescheduled for a
later date due to weather concerns (e.g., the temperature is expected to be colder than –25C).
Last minute changes are possible based on "sudden and unexpected" weather changes.

LOST AND FOUND

• Please advise students not to bring valuables to Canyon, as there are only a limited number of coin lockers. Canyon Ski Resort is not responsible for lost or stolen items.
• Due to an abundance of items left at the area, Canyon Ski Resort does not keep items longer than thirty (30) days. Items left after this will be donated to local charities.

STORAGE

• Single-use coin lockers are available on the main floor for all of your valuables. Otherwise, there are cubby holes on the walls on the main floor. This is where children need to leave backpacks and any bagged lunches.

COORDINATOR RESPONSIBILITIES

• The coordinator will need to know how many people are in the group on each day of the trip.
• The coordinator will be responsible for the supervisors, and that they will maintain supervision of their students.
• The group coordinator will pick up and distrubute all passes including student, teacher, helper, parent, volunteer and watching passes.
• Canyon recommends that one supervisor from each group stay in the lodge at all times to oversee the students. They should stay in a designated group meeting area so all students can check-in with a person, should they have an issue. It is recommended that this area be in the cafeteria.
• Each day the coordinator should meet in the administrative office to discuss and finalize the invoice prior to the group departure. Preferred method of payment is a cheque.

SUPERVISION

• Students MUST be supervised at all times, on the hill and in the lodge.
• Canyon Ski Resort recommends a ratio of 1:10; 1 supervisor for every 10 students.
• Complimentary passes and rentals are given for every ten (10) paying participants. For instance, if you bring a group of forty (40) students, you would receive four (4) free supervisor area passes and rentals for SUPERVISORS only. Additional supervisors pay the discounted group rate price.

SUPERVISORS (INCLUDING VOLUNTEERS AND HELPERS)

• All available supervisors should assist with rentals, lift ticket distribution, and escorting the group around the area. Supervisors should receive the area pass after students/group members.
• Supervisors, volunteers, helpers and parents must receive their pass from the coordinator or teacher.
• **At least one supervisor will be required in the rental shop to record equipment information from their students.**
• Once all students are finished in the rental shop, supervisors should help the instructors at the snow school meeting place in dividing the students accordingly into lesson groups etc. It is important to have at least one supervisor to provide assistance at equipment return and bus loading.



PLANNING GUIDE

Canyon Ski Resort has developed a check list to assist in planning your group trip. Follow these guidelines to help prepare for your ski trip:

CONTACT AARON GILBERT - Group

Coordinator at Canyon Ski Resort to initiate the booking process. (For your convenience, a School Group Booking Form (page 16) is included in this guide, which will be required to reserve your booking. Complete the booking form with your Group Info, requested dates etc. and return it to our office via email (groups@canyonski.ca)

• Check confirmation - Canyon will send you an E-mail confirmation if your selected date is available within 3 days. If your date is not available we will contact you to finalize an alternate date.

ONE - TWO MONTHS PRIOR:

2. Distribute the Student Information Form (page 19) to parents in order to gather the required information about the student for their ski day. Transfer the student information to the School Group Rental Information Form (page 20) NOTE: Copies of the completed Student Information forms for each student should kept on hand for emergency contact purposes.

ONE WEEK PRIOR: ** VERY IMPORTANT STEP**

1. Provide final group numbers, numbers for ski and snowboard lessons, rentals, and meals (if using our meal program). Send a final draft of the School Group Rental Information Form (page 20) with final numbers (page 19). **Note:** IF FINAL NUMBERS ARE NOT PROVIDED, LESSONS MAY NOT BE AVAILABLE FOR YOUR GROUP!
2. Set up an agenda for the day that outlines when and where each person within the group will meet for transportation, rentals, lessons, and lunch.

FEW DAYS PRIOR:

1. Double check ability levels of each student and confirm with the recorded levels on the final submitted School Group Rental Information Form. If changes are required, notify Canyon Ski Resort ASAP. Note: Changes are dependent on availability and we will do our best to accommodate these changes but it is not always possible especially with lesson changes as instructors are pre-booked.
2. Check the Canyon website, www.canyonski.ca, for current conditions and weather forecast.
3. Call Canyon Ski Resort to confirm arrival time and final numbers, and ask any last minute questions.

DAY OF TRIP: (ALL ARRIVALS)

1. The Group Coordinator must call in your final numbers while on the bus or on their way to the hill so your lift passes can be ready (children, supervisor and watching passes can all be pre printed for you). **Please advise if you arrival time is going to be delayed**
2. Group Leaders must check in first at the Guest Services Office. Canyon's Group Coordinator will provide only the school group leader(s) with lift tickets, metal tags and all required information including rental location and procedure, lesson time and location, and confirm lunch time (if lunch program is ordered).
3. After the school group leader(s) obtain the lift tickets from the guest services, they should immediately be distributed to the children (who are receiving a safety talk on the bus) upon exiting the bus. These tickets should be attached to their snow pants. Parents/Other Supervisors will receive their tickets from teachers after all the children have received their tickets. ALL parents and teachers not skiing/ snowboarding but wish to be outside (i.e. taking pictures etc) must obtain a **foot pass.**

IMPORTANT: **Supervisors are to assist in the Rental Shop.** Each group must have **at least one** supervisor to record ALL rental equipment numbers when coming and going. **Supervisors must also provide** assistance at equipment return (verifying all equipment is checked off and forms returned).

ARRIVAL BY BUS:

1. Have the students remain on the bus until a Canyon representative boards the bus and provides a welcome and safety talk .
2. The Group Leader must check in with Canyon's Group Coordinator, at the Guest Services Office upon arrival in order to get lift tickets.
3. Lift Tickets should be handed out to students upon unloading the bus.
4. Students should be directed inside the lodge to either the rental shop (if they need to rent) or to the main floor where students can rent lockers to lock up lunches and store their other personal belongings.
5. Designate one chaperone from each group to remain in the Day lodge at the arranged group meeting area at all times in order to provide the students with a check-in point should an issue arise.
6. When the students acquire their rental equipment / personal equipment, they are to leave the Day lodge and must head directly to the snow school lesson area to receive instruction. Typically, the Never Evers and Level 1-Beginners start their lessons immediately and the Intermediate and Advanced lessons follow one hour after.
7. Accurately filled in rental forms **MUST** be turned into the office, (copies can be made there). This includes all numbers on skis, boards, boots, and helmets from **ALL** group members (students and supervisors) who have received rental equipment. **(NOTE: Setting number (magic number) must be recorded with EVERY ski rental. This number is given to each ski renter by the rental technician)**

INDIVIDUAL ARRIVAL:

1. The Group Leader should arrive at least 30 minutes prior to the group members arrival time and check in at the Guest Services Office to get lift tickets and confirm lesson times.
2. Groups typically meet in the rental shop to acquire lift tickets, get rentals and get organized.

LESSON MEETING PLACE:

1. The lesson meeting area is located immediately outside the back door at the top of the Rental Shop.
2. The Group Leader/Supervisor assisting must identify themselves to the Snow School Instructors at the meeting area.
3. The Snow School Instructors, with the help of the Group Leader, will divide the school group according to ability levels (Never Ever, Beginner, Intermediate or Expert) based on the information provided on the School Group Rental Information form (maximum of one instructor with 10 students).

END OF DAY PROCEDURES:

1. Please return any unused lift tickets to the Guest Services office as soon as possible so an invoice can be made. Invoices are usually faxed to the school in a few days.
2. Original copies of the completed rental forms need to be copied in the office and the copy then used in the Rental shop for the return of equipment.
3. After the participants have completed their day of skiing the Group Leader will meet them in the rental shop to return their equipment. Please ensure there is sufficient time to return the equipment at the end of the day, prior to departure (approximately ½ hour is required). Buses may pick up students in front of the lodge.

IMPORTANT TO NOTE

ALL CHILDREN MUST REMAIN ON THE BUS FOR THE WELCOME AND CANYON SAFETY TALK. AFTER THAT TIME, THE GROUP COORDINATOR RECEIVES LIFT TICKETS SO TICKETS CAN BE DISTRIBUTED TO STUDENTS WHILE EXITING THE BUS.

READ THIS!!!

FORMS

Please fill out the School/Group Booking form in order to secure your desired date and time. Please put your approximate numbers as this will ensure the best service possible will be provided. No date is secured until receipt of this form.

Please note, the permission form on Page 21 is not a direct requirement of Canyon Ski Resort. You may use it, draft your own, or go without as per your schools policies.

School / Group Booking Form

School/Group Name: _____

Teacher/Coordinator Name: _____ Grade(s): _____

Mailing Address: _____

City: _____ Postal Code: _____

Phone Number: _____ Email Address: _____

Requested Dates: _____

Requested Back-up Dates: _____

Preferred Arrival Time:
(Please Check)

Arrival times are **IMPORTANT**. Staff is ready for you at your arrival time. If you are early or late this may effect your lessons.

Morning	Afternoon	Evening
_____ 9:30am	_____ 12:30 -12:45pm	_____ 4:00pm
_____ 9:45am		_____ 4:30pm
_____ 10:00am		

Morning lessons begin once all students are out of rentals	Afternoon lessons start at 1pm	Evening lessons start at 5pm

Approximate Departure Time: _____

Estimated number of students / size of group:

We understand attendance can vary. In order to provide consistent service, please ensure numbers are as accurate as possible. These numbers can be adjusted to increase or decrease by up to 20%. Groups with a larger than 20% estimated attendance discrepancy may be subject to minimum fees.

_____

Lesson Requirements must be sent to Canyon 1 week prior to booked date! All group lessons require a minimum of 5 participants. Groups will be combined if #'s are low or a lesson fee may be applied for any groups with less than the required 5 participants.

NOTE: Children with special needs and children 5 years and younger may not join a group lesson, but parents/ coordinators should pre-register their child(ren) for a private lesson by phoning Canyon directly 403-346-5588

I, the group coordinator, have read, understand and accept Canyon Ski Resort and Recreation Area Ltd.'s policies, procedures, and conditions and agree to abide by all rules and regulations.

2022-2023 PRICING GST INCLUDED

CANYON SKI RESORT

ELEMENTARY SCHOOL

PACKAGE	EARLY SEASON*	REGULAR SEASON*
A—Lift Pass, Equipment Rental, Complimentary Lesson	$47	$51
B—Lift Pass, Complimentary Lesson	$24	$26
C- Lesson Only (Season Pass Holder)	$20	$20
D—Helmet Only Rental	$7	$7
E—Tubing *Minimum 25 Students - Up to 3 Hours	$23	$23

NOTE: Children with special needs and children 5 years and younger may not join a group lesson, but parents/coordinator should pre-register their child(ren) for a private lesson by phoning Canyon directly. 403-346-5588

MIDDLE/HIGH SCHOOL

PACKAGE	EARLY SEASON*	REGULAR SEASON*
A—Lift Pass, Equipment Rental, Complimentary Lesson	$51	$56
B—Lift Pass, Complimentary Lesson	$28	$31
C- Lesson Only (Season Pass Holder)	$20	$20
D—Helmet Only Rental	$7	$7
E—Tubing *Minimum 25 Students - Up to 3 Hours	$23	$23

*Early Season November - December 31

*Regular Season January 1 - March 31

Please note these rates are in effect from Tuesday—Friday only.
Weekend rates available upon request.

CADS (Canadian Association for Disabled Skiing) are trained staff who are able to teach a wide range of Special Needs. If you require CADS instructors please arrange this directly with them.

CADS Alberta
Phone: 403-427-8104
Email: cadsab@cadsalberta.ca
www.cadsalberta.ca

FINAL NUMBERS

Required 1 week prior for invoicing and to ensure we have enough instructors booked for you.

School_____

Date_____

Teacher/Coordinator_____

Required Information	Elementary	Middle/Highschool
# Package A (lift pass, lesson, rentals)		
# Package B (lift pass, lesson - HAS OWN EQUIPMENT)		
# Package C (Lesson Only – HAS OWN EQUIPMENT AND SEASON PASS		
# Package D (helmet rental only)		
# Package E (tubing minimum 25)		
# Teacher/Supervisor Lift Tickets (1 per every 10 students is FREE)		
# FREE Foot Passes for those helping in Beginner Area		

MOST IMPORTANT

LESSON BREAKDOWNS

Lessons	Ski	Snowboard
Never Ever		
Level 1		
Level 2		
Level 3		

Pro Trip: Please call while on the bus to Canyon and confirm final numbers of who's on the bus so we can have lift passes printed and ready for you upon arrival.

Please Initial here: _____

Note to Participants (and legal guardians if under 18 yrs of age)
Please Read Carefully!

This form must be completed and signed and is required for all participants who wish to participate in this outdoor recreation and ski/ snowboard education program. In this agreement, the term "skiing" shall include "snowboarding" and "telemark skiing" and "snow tubing" and "we" shall refer to "participant and his/her parent(s)".

ASSUMPTION OF RISK

We are aware that skiing involves many risks, dangers and hazards and we assume all risk of personal injury, death or property loss resulting from any cause whatsoever including but not limited to the inherent risks of skiing, the use of ski lifts, collision with natural or man-made objects or other skiers, travel within or beyond the ski area boundaries, or negligence, breach of contract, or breach of statutory duty of care on the part of Canyon Ski Resort & Recreation Area Ltd. and its staff. We agree that Canyon Ski Resort & Recreation Area Ltd. and its employees and agents shall not be liable for any such personal injury, death or property loss and release Canyon Ski Resort & Recreation Area Ltd. and its employees and agents and waive all claims with respect thereto.

Participant's Initials_____ **Parent's Initials (if under 18yrs of age)**_____

EQUIPMENT

Canyon Ski Resort & Recreation Area Ltd. provides rental equipment. Bindings on equipment reduce the risk of injury when falling. They will not release under all circumstances and they do not guarantee safety in all cases.

ALPINE RESPONSIBILITY CODE

Canyon Ski Resort & Recreation Area Ltd. requires you know and obey the ALPINE RESPONSIBILITY CODE. Skiers must always SKI UNDER CONTROL AND BE ABLE TO STOP TO AVOID COLLISION WITH OTHER SKIERS OR OBJECTS. Canyon Ski Resort & Recreation Area Ltd. enforces leashes (as per step 6 of the Alpine Responsibility Code). Leashes are mandatory on ALL snowboards and the lift operator will check this before every use of lift. If a group member does not have a leash, they can be purchased at our resort for $5.25. Leashes are included with snowboard rentals.

ACKNOWLEDMENT

My participating child and I understand these warnings and we have identified my child's ski/snowboard classification as (check one only):

Never Ever - Non-Skier/Non-Snowboarder First time or less than 5 times trying skiing/snowboarding.

Beginner - #1 Ski/Snowboard conservatively. Prefer slow speeds. Prefer easy, beginner slopes. Favor lower than average release/retention settings.

Intermediate - #2 Ski/Snowboard moderately. Prefer a variety of speeds. Ride on a varied terrain, including Intermediate trails, must be able to ride triple chair.

Expert - #3 Ski/Snowboard aggressively. Normally ski at higher speed. Prefer steeper and more challenging terrain . Favor higher than average release/retention settings. Can ride all runs.

Student/Participant Name: _____

Skiing: _____ **Snowboarding:** _____ **Height:** _____ **ft.** **inches** **Weight:** _____ **lbs**

Ability Level (see chart above): _____ **Shoe Size:** _____ **Age:** _____

Parent/Contact Name: _____ **Emergency Contact #:** _____

Please Print:

Participant: I have read and agree to adhere to all Canyon Ski Resort & Recreation Area Ltd. policies, the Alpine Responsibility Code, and the Assumption of Risk.

I give my child: _____ **(name of participant) permission to participate in a Ski and Snowboard Program at Canyon Ski Resort and Recreation Area Ltd.**

Participant Signature:_____ Date:_____

Parent Legal Guardian Signature (if under 18 years of age):_____

School/Group Rental Forms

Group/School Name:_____ **Trip Date:**_____
Supervisor Name:_____ **Grade/Class :**_____

Participant Name	Grade/ Age	Height	Weight	Helmet	Ski #	DIN Setting	Ski Boot #	Poles	Board #	SB Boot #	*Return*

Note: Please photocopy this form. Fill in names of renters grade/age, weight, height, and send to Canyon Ski Resort to groups@canyonski.ca 1 WEEK PRIOR.

Group Meal Form

School/Group: _____ **Coordinator:** _____

Date of Booking: _____ **Lunch Time:** _____

ALL Meals $14.00 EACH (includes GST)

Choices	All Meals come with a side of fries and a large fountain drink	Quantity
A	Jumbo Hot Dog	
B	Hamburger	
C	Chicken Strips	
D	Corn Dog	
	Total Meals	

PLEASE NOTE:

- All Meal orders must be pre-ordered **one (1) week prior** to your arrival date specifying how many numbers from each of A, B, C and D menus have been requested.
- Lunches will be charged with the school/group invoice.
- Orders will not be taken on day of booking date.

Please return this MEAL ORDER FORM
With your GROUP BOOKING FORM
ONE WEEK Prior to your arrival!!

ALPINE RESPONSIBILITY CODE

THERE ARE ELEMENTS OF RISK THAT COMMON SENSE AND PERSONAL AWARENESS CAN HELP REDUCE. REGARDLESS OF HOW YOU DECIDE TO USE THE SLOPES, ALWAYS SHOW COURTESY TO OTHERS. PLEASE ADHERE TO THE CODE LISTED BELOW AND SHARE WITH OTHERS THE RESPONSIBILITY FOR A SAFE OUTDOOR EXPERIENCE.

1. *Always stay in control. You must be able to stop, or avoid other people or objects.*
2. *People ahead of you have the right-of-way. It is your responsibility to avoid them.*
3. *Do not stop where you obstruct a trail or are not visible from above.*
4. *Before starting downhill or merging onto a trail, look uphill and yield to others.*
5. *If you are involved in or witness a collision or accident, you must remain at the scene and identify yourself to the Ski Patrol.*
6. *Always use proper devices to help prevent runaway equipment.*
7. *Observe and obey all posted signs and warnings.*
8. *Keep off closed trails and closed areas.*
9. *You must not use lifts or terrain if your ability is impaired through use of alcohol or drugs.*
10. *You must have sufficient physical dexterity, ability and knowledge to safely load, ride and unload lifts. If in doubt, ask the lift attendant.*

Know the Code - Be Safety Conscious
It is Your Responsibility

C.W.S.A.A.

09/2000