

**SCHOOL/GROUP
INFORMATION PACKAGE**



CANYON

SKI RESORT

2025/2026

23
RUNS

538
VERTICAL FEET

80
ACRES

6
LIFTS

350 FOOT
MAGIC CARPET LOCATED
IN THE BEGINNER AREA

SCHOOL/GROUP

Information Package

As Alberta's largest non-mountain alpine resort, Canyon is the ideal place for students to learn to ski and snowboard. We offer school programming for Grades K-12 that promotes snow safety and highlights the value of outdoor recreation as part of a healthy lifestyle. To ensure every child can participate, we provide cost effective lift, lesson, and rental packages.

This guide will help you plan your school's ski, snowboard, or snow tubing trip with a strong educational focus. Our curriculum-aligned lessons introduce students to winter sports in a safe environment and aim to inspire confidence, enjoyment, and continued physical activity.

Skiing, snowboarding, and snow tubing support Alberta's Physical Education outcomes, including activity, health benefits, cooperation, and daily physical activity. Lessons emphasize safety, warm-ups and cool-downs, hazard awareness, and core technical skills.

We look forward to welcoming your school to Canyon Ski Resort this season.

Groups can plan their trips from late November to mid March. Please contact us and book your trip today!

Ski you on the slopes!

Group Sales Team

Canyon Ski Resort

✉ groups@canyonski.ca

☎ (403) 346-5588

🌐 canyonski.ca



RESORT INFORMATION



Why choose us?

Canyon strives to be the best value, while providing a safe and fun field trip for your group. With a 100 metre Magic Carpet and the best Snow Tube Park in Alberta, we have it all!

Canyon Ski Resort is centrally located just **5 km east of Red Deer**. Unlike the big cities, Canyon Ski Resort offers an uncrowded winter getaway during the mid week. Some schools are even able to enjoy the resort exclusively when booking a group of 300 or more!

We offer all inclusive flat rates that we believe represent great value for money, and we think you will agree! Canyon's diverse terrain offers a graduated slope that eases beginners into winter sports but provides enough of a challenge for even the most avid enthusiast. Our teaching system engages students in an environment that challenges skill, personal, social and cognitive development. The programs are designed using teacher and student feedback provided by **CSIA** (Canadian Ski Instructor Alliance) and **CASI** (Canadian Association of Snowboard Instructors) trained staff.

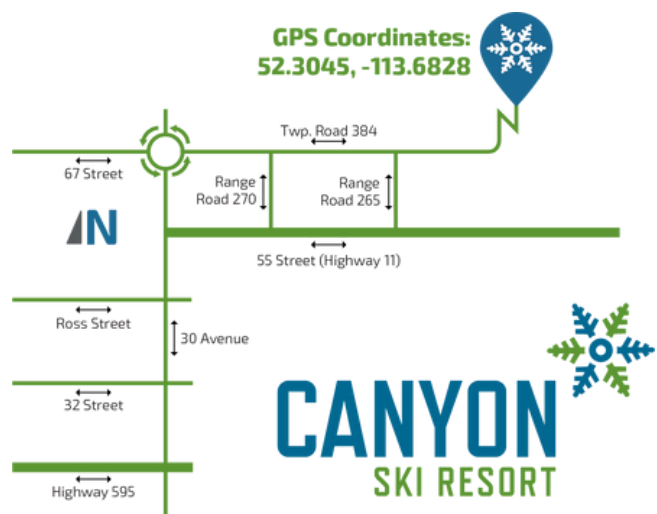
We also have CADS (Canadian Association for Disabled Skiing) trained staff who are able to teach a wide range of Special Needs.

How to find us?

We are located only 1 hour and 30 minutes from both Calgary and Edmonton.

Directions:

- Take the 67th Street Exit from QE2 HWY East until you reach the round-about, taking the east turn off.
- Follow the signs until you reach the gates of Canyon, continue all the way down the hill to the Canyon Ski Lodge.



60–Second Quick Start Guide

A quick overview for planning your school's trip to Canyon Ski Resort



1. Choose Your Activities

Canyon offers three options for school groups:

- Skiing – Includes lesson & rentals (recommended for Grades 3–12)
- Snowboarding – Includes lesson & rentals (recommended for Grades 5–12)
- Snow Tubing – 10:00 AM–1:00 PM only (great for younger grades and mixed groups)

2. Pick Your Date & Send Us the Booking Form

- Email groups@canyonski.ca with your preferred dates.
- We confirm availability within 3 business days.
- Once confirmed, we'll send you your school's Timesaver link.

3. Collect Student Info

You'll receive two forms:

- Student Information Form (send to parents)
- Timesaver Spreadsheet (for teachers to enter rental + lesson details)
- Submit your final Timesaver numbers the Tuesday before your trip.

4. Prepare for Your Visit

- Check weather at canyonski.ca
- Arrange meeting points for rentals, lessons & lunch
- Remind students to dress for active winter weather

5. Day-Of: How It Works

- Students stay on the bus for a short welcome & safety talk
- Group leader checks in for lift tickets & rentals
- Students go directly to rentals → lessons → the hill
- Morning lessons start once rentals are done; expect max 10 students per instructor

6. End of Day

- Return unused lift tickets for invoice adjustment
- Students return equipment + RFID cards
- Groups depart at their arranged time

Questions or Need Help?

We're here to make your trip smooth and stress-free.

Email: groups@canyonski.ca

Phone: (403) 346-5588



2025-2026 PRICING

GST INCLUDED



ELEMENTARY SCHOOL

PACKAGE

PRICE

A—Lift Pass, Equipment Rental, Complimentary Lesson

\$55

B—Lift Pass, Complimentary Lesson

\$30

C- Lesson Only (Season Pass Holder)

\$20

D—Helmet Only Rental

\$7

E—Tubing *Minimum 25 Students - 10am-1pm

\$23

Pre-Ordered Lunch *Minimum 20

\$15

MIDDLE/HIGH SCHOOL

PACKAGE

PRICE

A—Lift Pass, Equipment Rental, Complimentary Lesson

\$61

B—Lift Pass, Complimentary Lesson

\$35

C- Lesson Only (Season Pass Holder)

\$20

D—Helmet Only Rental

\$7

E—Tubing *Minimum 25 Students - 10am-1pm

\$23

Pre-Ordered Lunch *Minimum 20

\$15

Please note these rates are in effect
from Wednesday—Friday only.
Weekend rates available upon request.



CADS Alberta
Phone: 403-427-8104
Email: cadsab@cadsalberta.ca
www.cadsalberta.ca

CADS (Canadian Association for Disabled Skiing) are trained staff who are able to teach a wide range of Special Needs. If you require CADS instructors please arrange this directly with them.



BOOKING / PLANNING PROCESS

Canyon Ski Resort has developed a check list to assist in planning your group trip. Follow these guidelines to help prepare for your ski trip:

Initial Booking

- Contact Group Sales to start your booking.
- Complete the School Group Booking Form with group info, dates, and return via groups@canyonski.ca.
- Canyon will confirm availability within 3 days or suggest alternate dates.
- Once confirmed, canyon will email you with a confirmation and links to your school groups 'timesaver(s)'.

One-Two Months Before Trip

- Distribute Student Information Form to parents.
- It is important to utilize the provided form to gather participant information. If you wish to do so electronically, please ensure that the lesson and rental information is accurate.
- Transfer details to the School Group Timesaver via links sent to you.

Two Weeks Before Trip (Critical Step)

- Submit final numbers for students, lessons, rentals via the Timesaver **Tuesday, the week prior** to your trip. You only need to fill in the master page, the rest will auto fill.
- Set up a day-of agenda: meeting points for transportation, rentals, lessons, and lunch.

Few Days Before Trip

- Few Days Before Trip
- Double-check student ability levels against your submitted info; notify Canyon of any changes.
- Check weather and conditions at canyonski.ca.
- **Call Canyon to confirm arrival time, numbers, and ask last-minute questions.**



DAY OF TRIP PROCESS



Arrival by Bus

- Students **remain on the bus** until a Canyon rep boards and gives a welcome & safety talk.
- **1 Group Leader checks in at Guest Services** for lift tickets.
- **1 Group Leader Checks in at Rentals**
- Hand out tickets to students **upon unloading**.
- Direct students to day lodge.
- Students getting rentals are then directed to either the **rental shop for skiers** or the **South Room for Snowboarders**. (unless otherwise directed)
- Assign one chaperone in the Day Lodge as a check-in point.
- Students go to lessons (Snow School Meeting Area) **immediately after getting equipment**.

Individual Arrivals

- Group Leader arrives 30+ minutes early to check in and get tickets.
- On-time arrival is crucial to avoid missing safety talks and lessons.

Lessons

- Meeting area: North of Day Lodge (Next to Drop off parking lot)
- Students will be grouped and divided by ability levels.
- Max 10 students per instructor.
- Lesson start times posted on outdoor chalk board once students have cleared the Rental Shop
- Never Ever Lessons will always begin first. Depending on numbers, other levels will begin at the same time or afterwards. These times will be posted on the outdoor chalk board

End of Day

- Return unused lift tickets to Guest Services for invoice adjustment.
- Group Leader collects rental equipment; allow ~30 minutes.
- Return RFID cards to Return Box's; students can enjoy a small treat upon card return.



TIMESAVER



Canyon is excited to work with schools to make trip planning as smooth as possible.

For 2025, we've updated our processes to allow for more pre-planning so students can move through rentals and get on the hill faster. These updates help us pre-set equipment and ensure the right instructors are scheduled for each lesson. Shortly after confirming your booking, you will receive an email with links to your schools timesavers.

What information do we collect and why?

- **Name** – To identify each student.
- **Grade** – Helps us place students in the appropriate lesson groups.
- **Lift Ticket** – Ensures accurate billing.
- **Lesson / Skill Level** – Allows us to plan lessons and assign instructors based on ability levels.
- **Rentals Required** – Helps us prepare the necessary rental equipment ahead of time.
- **Weight (lbs)** – Used to pre-set skis accurately for safety.
- **Height (cm)** – Helps us choose the correct ski or snowboard size.
- **Shoe Size** – Ensures boots are fitted properly.



Helpful Tip: If collecting information on a different spreadsheet, try match up columns and information so you can copy/paste into this spreadsheet. It is essential that information in drop downs is an exact match to ensure it is compatible with formulas.

Updated Rentals Process

New this season, we are pre-setting snowboards to get students on the hill faster. After the safety talk on the bus, students will be directed to the main lodge.

Students renting ski equipment will be directed to go **down to the rental shop via the stairs adjacent to the office**. Once downstairs they can use the self serve ski-boots, then proceed to line up for skis and helmets from the rental bench.

Students renting **Snowboarding Equipment** will be directed to the **North Room on the main floor** of the Canyon Ski Lodge. Their boots and snowboards will be labeled with their name. They can put on their boots, sign out helmet and proceed directly to the Snow School meeting area.

Please assign teachers/chaperones to the following positions to assist getting students on the hill as quickly as possible.

1 - Lead Ski Rentals (Responsible for equipment sign-out)

1 - Lead Snowboard Rentals (Responsible for getting youth out Snow School ASAP)

1 Leader per 20 Students getting Ski Rentals to support with boot fitting and tightening

1 Leader per 20 Students getting Snowboard Rentals to support with tightening



TRIP ESSENTIALS OVERVIEW

Everything you need to know before your visit.



Snow Tubing

Our Snow Tube Park has four lanes and a dedicated tubing lift, so no one walks uphill. Groups of any size (25–125+) check in at the Guest Services Kiosk in the upper parking lot. You will receive tubing passes, tubes, and helmets for up to three hours of tubing.

RFID Area Passes

Everyone at the resort must wear a valid RFID area pass.

- Students and participating supervisors require a ski/snowboard/tubing pass.
- Non-participating teachers who supervise outside may use a free foot pass.
- Wear passes on the left side, away from phones, credit cards, or foil.
- Students without pockets may borrow an armband holder.
- Return unused passes immediately so you are not charged.
- Returned RFID cards receive a small treat at the end of the visit.

Terrain Park

- The Terrain Park is marked Expert Terrain.
- Schools decide whether students may enter the park.
- If you allow access, we recommend having a supervisor present in the area.
- Canyon Ski Patrol visits regularly, but direct supervision remains the responsibility of the school once lessons are over.

Safety is our top priority.

- All participants must follow the Alpine Responsibility Code.
- Helmets are mandatory for all school groups and included with rentals.
- Canyon may revoke passes for unsafe or reckless behaviour.
- **Our programs follow safety guidelines from Canada West Ski Areas Association and school boards.**

What to Wear

Students should dress for changing weather conditions and winter activity.

Recommended clothing:

- Warm, water-resistant jacket and snow pants
- Warm gloves or mitts
- Neck warmer or turtleneck
- Long underwear
- Goggles or sunglasses
- One pair of warm wool socks
- Toque or winter hat
- Helmet (included with rentals)



TRIP ESSENTIALS OVERVIEW

Everything you need to know before your visit.



Emergency Contacts

- Teachers must keep emergency contact information for all students with them at all times.
- Parents should ensure their contact number is correct and written down for the student and school.

Food & Beverage

- Meals and snacks are available in the Day Lodge.
- Pre-ordered meals are \$15 (fries, drink, and hot dog, chicken strips, or corndog).
- Regular cafeteria meals are \$16+.
- Groups may choose buffet-style service or individual meal vouchers.
- Meal orders must be submitted one week in advance.

Cancellations and Weather

- Please notify Canyon as soon as possible if your numbers change.
- Trips may be rescheduled if temperatures are expected to be -25°C or colder.
- Same-day adjustments may occur for sudden, unexpected weather changes.
- Lost and Found
- Students should avoid bringing valuables.
- Single-use coin lockers are available on the main floor.
- Backpacks and lunches must be placed in the wall cubbies.
- Items left behind are kept for 30 days before being donated.

Coordinator Responsibilities

- Know how many students and supervisors are attending each day.
- Ensure supervisors maintain oversight of students at all times.
- Pick up and distribute all passes (student, supervisor, volunteer, parent, and foot passes).
- Keep one supervisor in the lodge as a central check-in point.
- Meet with Canyon staff before departure each day to review and confirm the invoice.

Supervision Requirements

- Students must be supervised at all times, indoors and outdoors.
- Recommended ratio: 1 supervisor for every 10 students.
- One free supervisor pass and rentals are provided for every 10 paying students.
- Supervisors assist with rentals, lift ticket distribution, lesson grouping, and equipment return.
- Keep at least one supervisor indoors at all times and one near equipment return and bus loading.



SCHOOL / GROUP BOOKING FORM



School / Group Name: _____

Teacher/Coordinator Name: _____ Grades: _____

Mailing Address: _____

City/Town: _____ Postal Code: _____

Phone: _____ Email: _____

Billing Contact: _____ Phone: _____

Billing Contact Email: _____

Trip Information:

How many dates you want to book at the hill? 1 ☐ 2 ☐ 3 ☐ 4 ☐ 5+ ☐

First Date Choice(s): _____

If unavailable, then: _____

Activities (Check All That Apply)

Skiing: ☐ Snowboarding: ☐ Snowtubing: ☐
10:00 AM - 1:00 PM only

Arrival Time

Morning

Afternoon

Evening

Morning lessons begin once all students are out of rentals

Afternoon lessons start at 1:00 PM

Evening lessons start at 5:00 PM

9:30 AM ☐

12:30 PM ☐

4:00 PM ☐

9:45 AM ☐

4:30 PM ☐



Arrival times are **extremely important!** Staff are ready for you at your arrival time!

Approx. Departure Time: _____ Estimated number of students: _____

We understand attendance can vary. In order to provide consistent service, please ensure numbers are as accurate as possible. These numbers can be adjusted to increase or decrease by up to 20%. Groups with a larger than 20% estimated attendance discrepancy may be subject to minimum fees.

Is there anything else we should know about your group? _____



All participant information must be submitted to Canyon via the 'Timesaver' Tuesday the week prior to your visit. You will be sent a unique link to your timesaver once your booking is confirmed.





GROUP MEAL ORDER FORM

School / Group Name: _____ Date of Booking: _____

Teacher/Coordinator Name: _____ Lunch Time: _____

All Meals are \$15.00 Each (Includes GST)

Please Note:

- All meal orders must be pre-ordered, a minimum of, one week in advance of your trip date. You must complete this form and specify the total number of each menu option.
- Meals will be charged with the school/group invoice.
- Orders will not be taken on the date of booking.
- Each person will be given a meal voucher to be presented to the cashier to indicate a prepaid meal.

Choices	All Meals come with fries & a large fountain drink	Quantity
A	Jumbo Hot Dog	
B	Corn Dog	
C	Chicken Strips	
Total Meals		



Please return this MEAL ORDER FORM 1 week prior to your arrival



Note to Participants (and legal guardians if under 18 yrs of age)

Please Read Carefully!

This form must be completed and signed and is required for all participants who wish to participate in this outdoor recreation and ski/snowboard education program. In this agreement, the term "skiing" shall include "snowboarding" and "telemark skiing" and "snow tubing" and "we" shall refer to "participant and his/her parent(s)".

ASSUMPTION OF RISK

We are aware that skiing involves many risks, dangers and hazards and we assume all risk of personal injury, death or property loss resulting from any cause whatsoever including but not limited to the inherent risks of skiing, the use of skilifts, collision with natural or man-made objects or other skiers, travel within or beyond the ski area boundaries, or negligence, breach of contract, or breach of statutory duty of care on the part of Canyon Ski Resort & Recreation Area Ltd. and its staff. We agree that Canyon Ski Resort & Recreation Area Ltd. and its employees and agents shall not be liable for any such personal injury, death or property loss and release Canyon Ski Resort & Recreation Area Ltd. and its employees and agents and waive all claims with respect thereto.

Participant's Initials ____ Parent's Initials (if under 18yrs of age) ____

EQUIPMENT

Canyon Ski Resort & Recreation Area Ltd. provides rental equipment. Bindings on equipment reduce the risk of injury when falling. They will not release under all circumstances and they do not guarantee safety in all cases.

ALPINE RESPONSIBILITY CODE

Canyon Ski Resort & Recreation Area Ltd. requires you know and obey the **ALPINE RESPONSIBILITY CODE**. **Skiers must always SKI UNDER CONTROL AND BE ABLE TO STOP TO AVOID COLLISION WITH OTHER SKIERS OR OBJECTS.** Canyon Ski Resort & Recreation Area Ltd. enforces leashes (as per step 6 of the Alpine Responsibility Code). Leashes are mandatory on ALL snowboards and the lift operator will check this before every use of lift. If a group member does not have a leash, they can be purchased at our resort for \$5.25. Leashes are included with snowboard rentals.

ACKNOWLEDGMENT

My participating child and I understand these warnings and we have identified my child's ski/snowboard classification as (check one only):

SKI

- X Never Ever:** Has never skied before; Still learning how to stop or turn
- Level 1/ Beginner:** Can stop and turn; Is confident on staying in control from the top of magic carpet; Is confident on Beginner Green runs
- Level 2/ Intermediate:** Has been on the T-bar or Chairlift; Is confident on Intermediate Blue runs; Starting to parallel ski
- Level 3/ Advance:** Comfortable on Advance Black Diamond runs; Parallel skiing, no more snowplough (pizza) stops or turns

Snowboard

- X Never Ever:** Has never snowboarded; Is not confident stopping on heel edge or doing zig-zags on heel edge
- Level 1/ Beginner:** Is confident doing heel edge stopping and zig-zags; Ready to begin toe edge
- Level 2/ Intermediate:** Is confident doing heel edge stopping and zig-zags; Is confident doing toe edge stopping and zig-zags; Ready to begin S-turns
- Level 3/ Advance:** Is confident doing S-turns on Intermediate Blue and/or Advance Black runs

Student/Participant Name: _____ Grade: ____ Skiing: ☐ Snowboarding: ☐

Required for Rentals

Weight: ____ lbs Height: ____ (cms) Shoe Size: ____

Ability Level: Never Ever: ☐ Level 1: ☐ Level 2: ☐ Level 3: ☐

Parent/Contact Name: _____ Emergency Contact #: _____

Please Print: Participant: I have read and agree to adhere to all Canyon Ski Resort & Recreation Area Ltd. policies, the Alpine Responsibility Code, and the Assumption of Risk.

I give my child: _____ (name of participant) permission to participate in a Ski and Snowboard Program at Canyon Ski Resort and Recreation Area Ltd.

Participant Signature: _____ Parent Legal Guardian Signature _____

(if under 18 years of age)

Date: _____

Please Complete This Form

To help us provide the best experience for your child, please fill out this form with accurate rental and lesson information. Completing it ensures we can plan safely, assign the right equipment, and make the day smooth and fun!



Participant Rental and Lesson Information:

Participant Name: _____

Grade: _____ Skiing: ☐ Snowboarding: ☐

Required for Rentals

Weight: _____ (lbs) Height: _____ (cm) Shoe Size: _____


Lesson Ability Level (use charts below):


(Most Schools require lessons be attended. Lessons are always highly recommended)

Never Ever: ☐ Level 1: ☐ Level 2: ☐ Level 3: ☐ No Lesson: ☐

Ski Lessons Abilities Levels

Never Ever: Has never skied before; Still learning how to stop or turn


 **Lever 1/Beginner:** Can stop and turn; Is confident on staying in control from the top of magic carpet; Is confident on Beginner Green runs


 **Level 2/ Intermediate:** Has been on the T-bar or Chairlift; Is confident on Intermediate Blue runs; Starting to parallel ski

Level 3/ Advance: Comfortable on Advance Black Diamond runs; Parallel skiing, no more snowplough (pizza) stops or turns

Snowboard Lessons Abilities Levels

Never Ever: Has never snowboarded; Is not confident stopping on heel edge or doing zig-zags on heel edge

 **Level 1/ Beginner:** Is confident doing heel edge stopping and zig-zags; Ready to begin toe edge

 **Level 2/ Intermediate:** Is confident doing heel edge stopping and zig-zags; Is confident doing toe edge stopping and zig-zags; Ready to begin S-turns

Level 3/ Advance: Is confident doing S-turns on Intermediate Blue and/or Advance Black runs

ALPINE RESPONSIBILITY CODE



THERE ARE ELEMENTS OF RISK THAT COMMON SENSE AND PERSONAL AWARENESS CAN HELP REDUCE. ALWAYS SHOW COURTESY TO OTHERS. PLEASE ADHERE TO THE CODE LISTED BELOW AND SHARE WITH OTHERS THE RESPONSIBILITY FOR A SAFE OUTDOOR EXPERIENCE.

- 1** Always stay in control. You must be able to stop or avoid people or objects.
- 2** People ahead or downhill of you have the right-of-way. You must avoid them.
- 3** Stop only where you are visible from above and do not restrict traffic.
- 4** Look uphill and avoid others before starting downhill or entering a trail.
- 5** You must prevent runaway equipment.
- 6** Read and obey all signs, warnings and hazard markings.
- 7** Keep off closed trails and out of closed areas.
- 8** You must know how and be able to load, ride and unload lifts safely. If you need assistance, ask the lift attendant.
- 9** Do not use lifts or terrain when impaired by alcohol or drugs.
- 10** If you are involved in a collision or incident, share your contact information with each other and a ski area employee.

Know the Code - It is Your Responsibility

Proudly Supported By



08/2023